

# TABLE OF CONTENTS

## JOURNALS

How to view subscribed content : ..... 3

How to search : ..... 4

## E-BOOKS

How to view subscribed content: ..... 9

How to search : ..... 10

## OPENATHENS

How to Log In : ..... 17

How to view subscribed content: ..... 20

## Please follow the given instructions to Access Bentham's Subscribed Content (JOURNALS)

The official Bentham Science E-Store and content system can be accessed through <https://www.eurekaselect.com/>.

If **User ID-based access** is provided, then the user requires a user ID and password to log in. Once the user is logged in, they will be able to access Bentham's subscribed content.

User ID and password are usually provided to the user by the publisher.

If **IP-based access** is provided, the user is required to register their organization's valid IP. Once the IP is registered, the user will be able to access Bentham's subscribed content.

In **IP-based access**, the user does not need to log in every time to access Bentham's content, the system will log in the user automatically. On the top right corner of the homepage, the system will display a 'Welcome' message followed by the organization name if organization IPs are registered. (See Fig. 1)

**Note:** If you don't see a 'Welcome' message, please contact at 'accessmanager@benthamscience.net'.




Fig. 1 Top Left Corner of eurekaselect.com homepage

## How to Access Journal Content

Please follow the below steps to access subscribed content:

### Step 1:

To see all subscribed content, please click on the following links

In the top right corner, see

① MY SUBSCRIPTIONS      — Journals

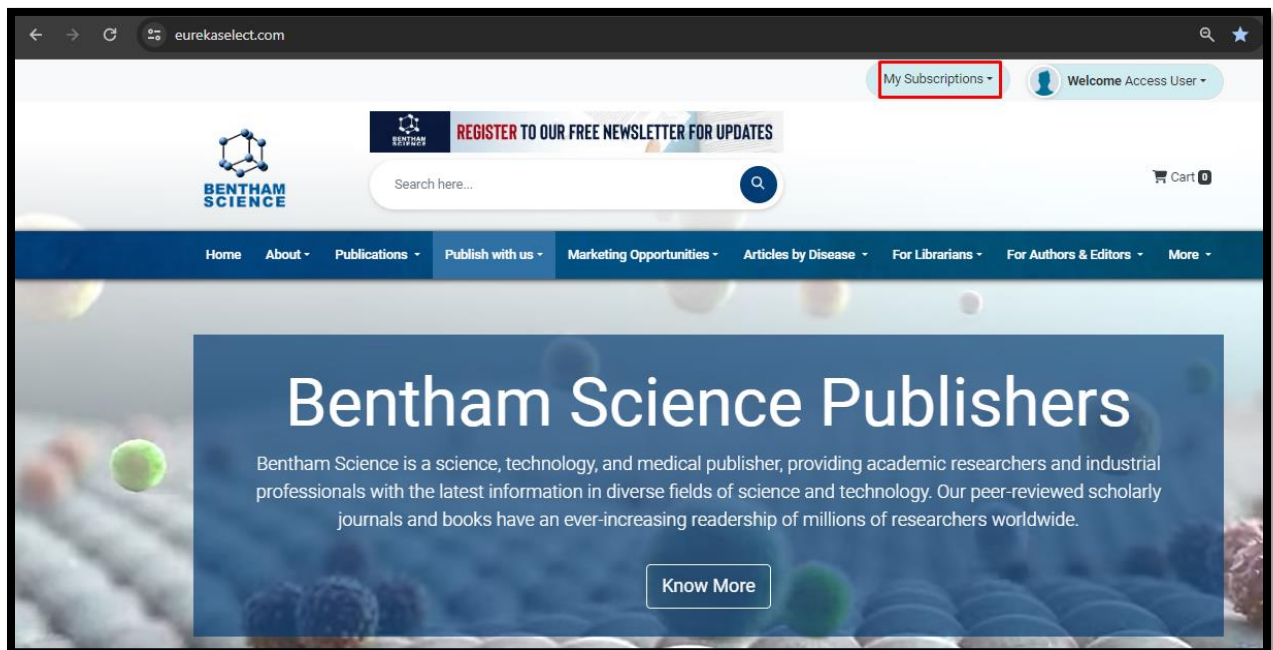


Fig. 2 Click the marked option to Access Subscribed content.

## Step 2:

The 'Journals' page will display all subscribed content. (As Shown In Fig. 3)

- Please click on the appropriate journal's title in which you are interested. The system will redirect you to the journal's home page, where you can see available volumes.
- User can search for specific journal of interest by journal's name.
- User can search for specific journal of interest by its ISSN or EISSN.

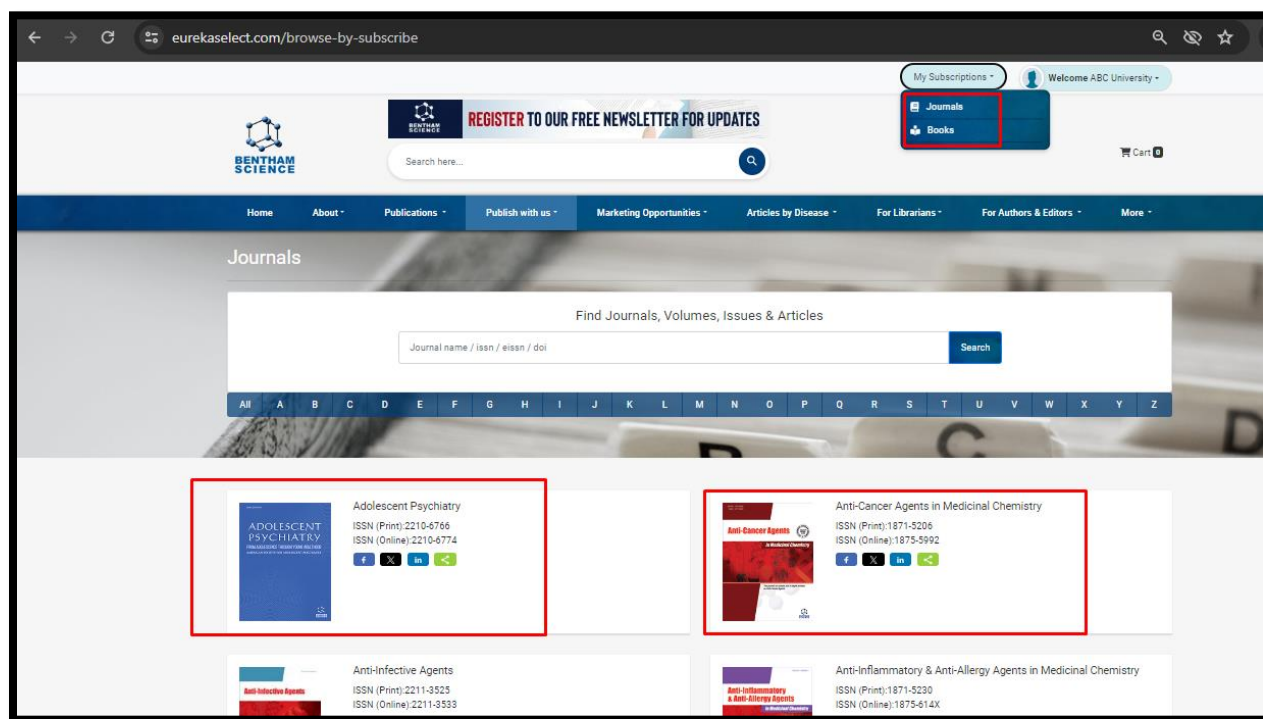


Fig. 3 My Subscription Page-Subscribed Content

- The user can also **search** for an article of interest by entering a keyword in the search option on the home page. (As Shown In Fig. 4).

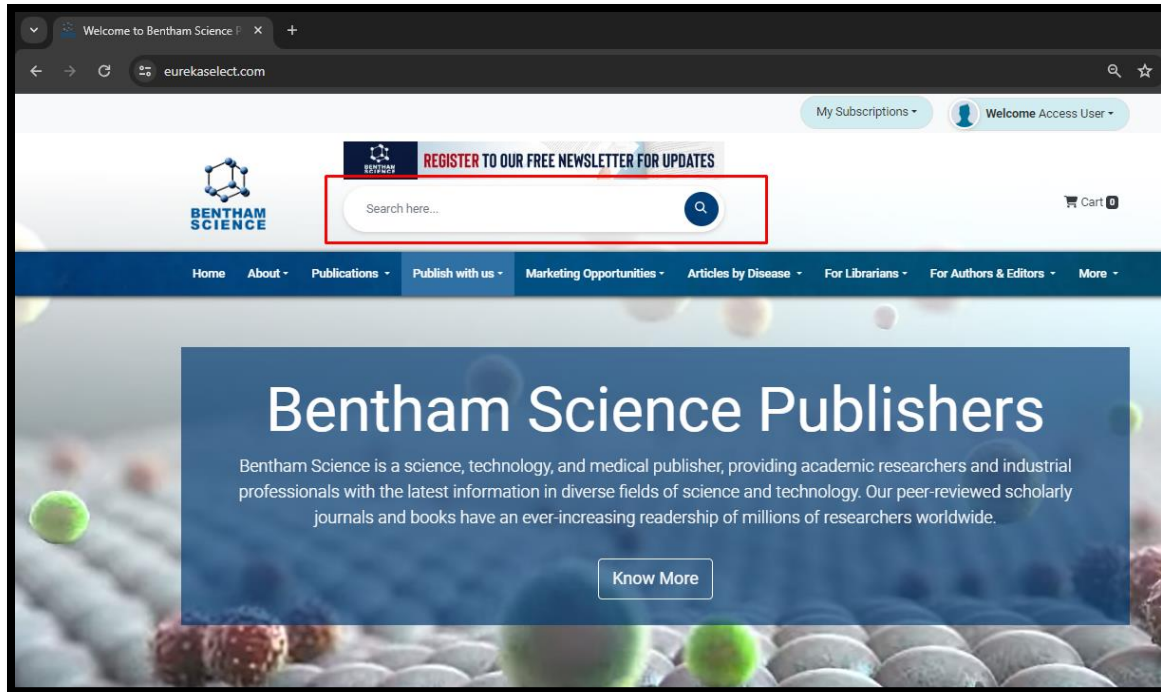


Fig. 4 Search Option - Subscribed Content

- The user can also use the advanced filter to conduct a thorough search for an article of interest. (As Shown In Fig.5)

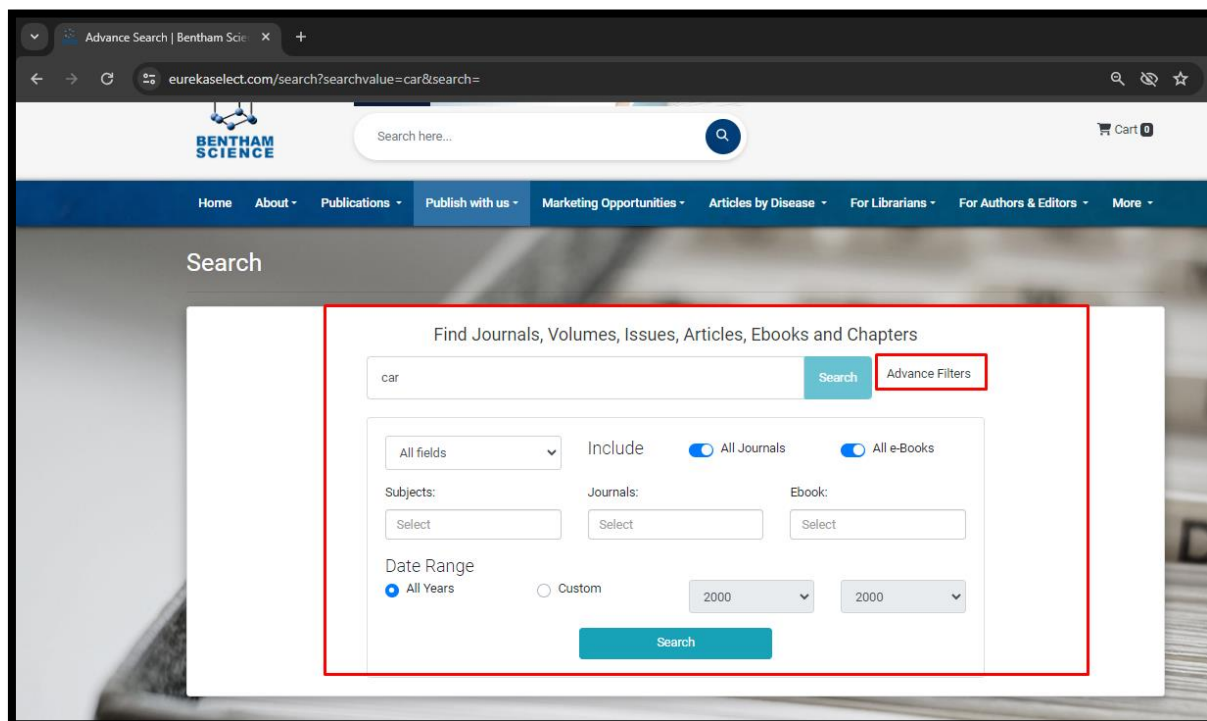
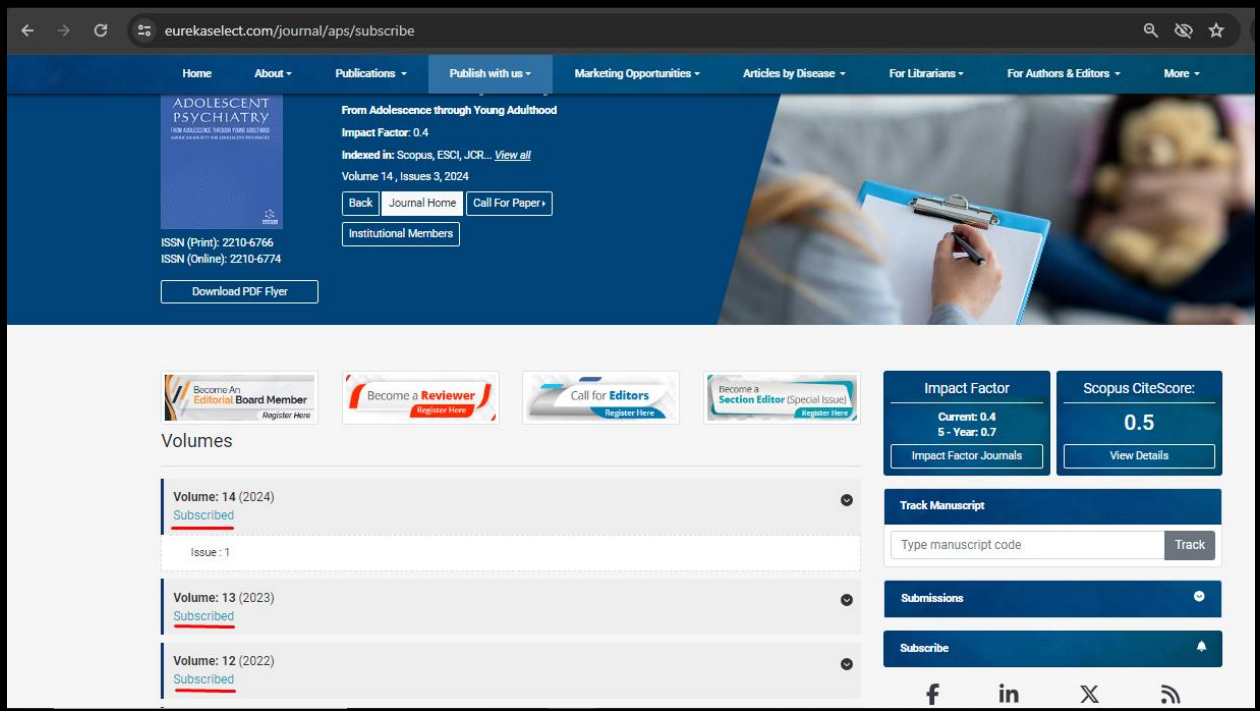


Fig. 4 Advance filter Search Option - Subscribed Content

### Step 3:

From the Journal's home page, the user can select the volume.

- Click on **Journal** to view all the subscribed volumes in this category.
- Click on **Volume** to view subscribed Content. (As shown in Fig 6)
- Click on **any issue** of choice. (As shown in Fig 6)



The screenshot displays the journal's website interface. At the top, there is a navigation menu with options: Home, About, Publications, Publish with us, Marketing Opportunities, Articles by Disease, For Librarians, For Authors & Editors, and More. The main header features the journal title "ADOLESCENT PSYCHIATRY" and the subtitle "From Adolescence through Young Adulthood". It also lists the Impact Factor (0.4), indexing services (Scopus, ESCI, JCR), and the current volume (Volume 14, Issues 3, 2024). Below this, there are buttons for "Back", "Journal Home", "Call For Paper", and "Institutional Members". A "Download PDF Flyer" button is also present. The main content area is divided into two columns. The left column, titled "Volumes", lists three volumes: Volume 14 (2024), Volume 13 (2023), and Volume 12 (2022), each with a "Subscribed" status and a dropdown arrow. The right column contains several sections: "Become An Editorial Board Member", "Become a Reviewer", "Call for Editors", and "Become a Section Editor (Special Issue)", each with a "Register Here" button. Below these are two boxes for "Impact Factor" (Current: 0.4, 5-Year: 0.7) and "Scopus CiteScore: 0.5", both with "View Details" buttons. Further down, there is a "Track Manuscript" section with a text input field and a "Track" button, followed by "Submissions" and "Subscribe" buttons. At the bottom, there are social media icons for Facebook, LinkedIn, X, and RSS.

Fig.6 List of Volumes - Subscribed Content.

Step 4:

Once the user is on the volume page, the user can choose any article to download. (As Shown In Fig. 7)

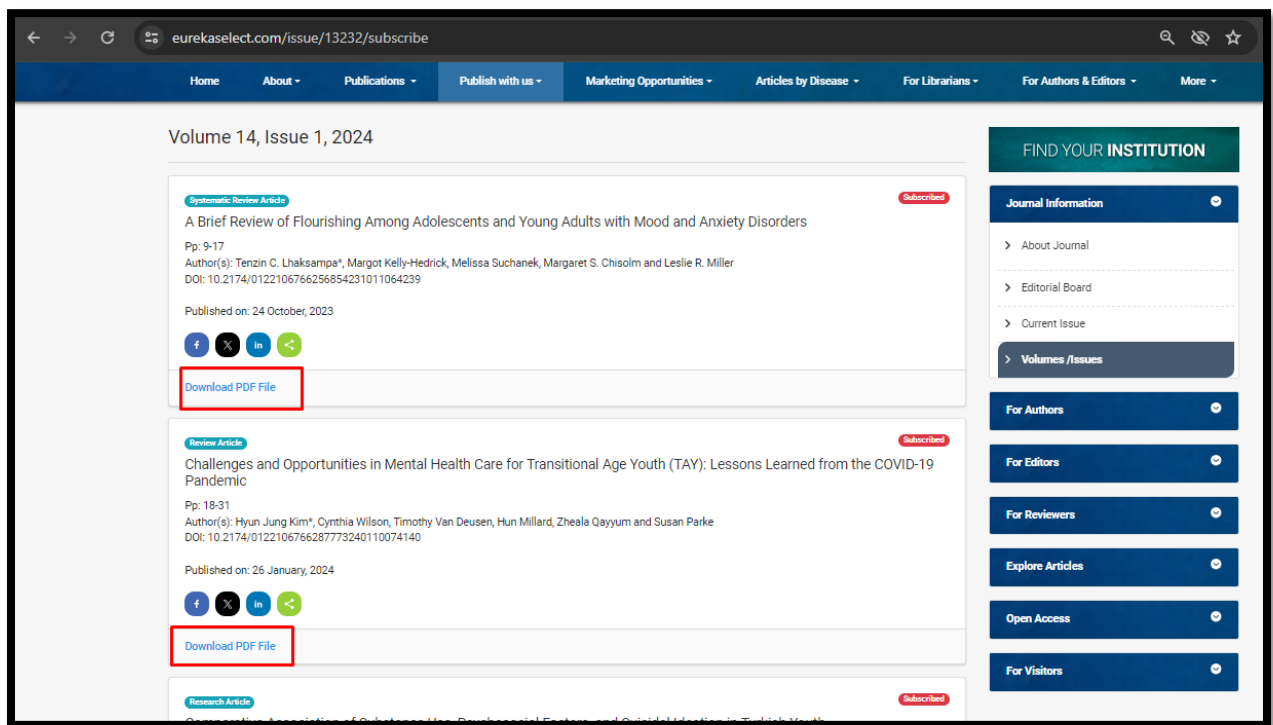


Fig. 7 Click on the marked option to download.

## Please follow the given instructions to Access Bentham's Subscribed content (E-BOOKS)

The official Bentham Science E-Store and content access system can be accessed through.  
<https://www.eurekaselect.com/>.

If **User ID-based access** is provided, the user requires a username and password to log in. Once the user is logged in, they will be able to access Bentham's subscribed content.

User ID and password are usually provided to the user by the publisher.

If **IP-based access** is provided, the user is required to register their organization's valid IP. Once the IP is registered, the user will be able to access Bentham's subscribed content.

In **IP-based access**, the user does not need to log in every time to access Bentham's content, the system will log in the user automatically. On the top right corner of the homepage, the system will display a 'Welcome' message followed by the organization name if organization IPs are registered with us. (See Fig. 1)

**Note:** If you don't see a 'Welcome' message, please contact at 'accessmanager@benthamscience.net'.

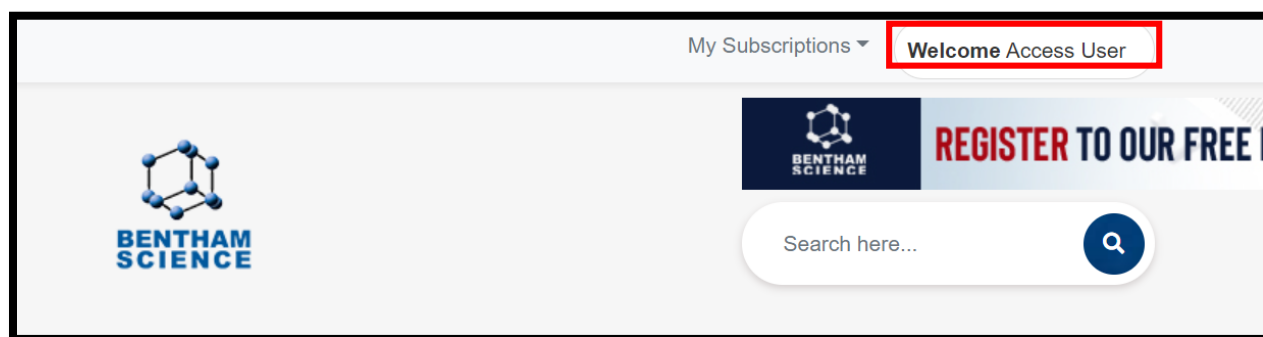


Fig. 1 Top Left Corner of eurekaselect.com homepage

## How to Access E-Book Subscribed Content

Please follow the below steps to access subscribed content:

### Step 1:

To see all subscribed content, please click on the following links

In the top right corner see

① MY SUBSCRIPTIONS      → Books




Fig. 2 Click to Access Subscribed content

### Step 2:

The 'E-Books' page will display all subscribed content. (See Fig. 3)

- Please click on the appropriate E-Book's title in which you are interested. The system will redirect you to the E-Books page, where you can see all available chapters.
- Users can search for specific E-Book of interest by E-Book name.
- Users can search for specific chapters of interest by their ISSN or EISSN.
- Users can also search E-books of interest by chapter name.

The image shows a screenshot of the Bentham Science website. At the top, there is a navigation bar with the Bentham Science logo on the left, a search bar in the center, and a user account menu on the right. The user account menu includes 'My Subscriptions', 'Welcome Access User', 'Journals', and 'Books' (which is highlighted with a red box). Below the navigation bar is a horizontal menu with links for Home, About, Publications, Publish with us, Marketing Opportunities, Articles by Disease, For Librarians, For Authors & Editors, and More. The main content area is titled 'Books' and features a horizontal menu with letters A through Z. Below this, there are three book covers displayed in a row, each enclosed in a red box. The first book is '250 YEARS OF INDUSTRIAL CONSUMPTION AND TRANSFORMATION OF NATURE: IMPACTS ON GLOBAL ECOSYSTEMS AND LIFE' by Hubert Engelbrecht. The second book is '40 YEARS OF SHS: A LUCKY STAR OF A SCIENTIFIC DISCOVERY' by Alexander G. Merzhanov. The third book is '6G WIRELESS COMMUNICATIONS AND MOBILE NETWORKING' by Xianzhong Xie. To the right of the book covers is a sidebar titled 'Find Books, Chapters' with a search input field and four radio button options: 'By Book Title', 'By Chapter Title', 'By ISBN/EISBN', and 'By DOI'. The 'By Book Title' option is selected and highlighted with a red box. Below the sidebar is a section titled 'Books By Year'.

Fig. 3 My Subscriptions Page-Subscribed Content

The user can also **search** for a chapter or an E-Book of interest by a keyword from the search option on the home page. (As Shown In Fig. 4).

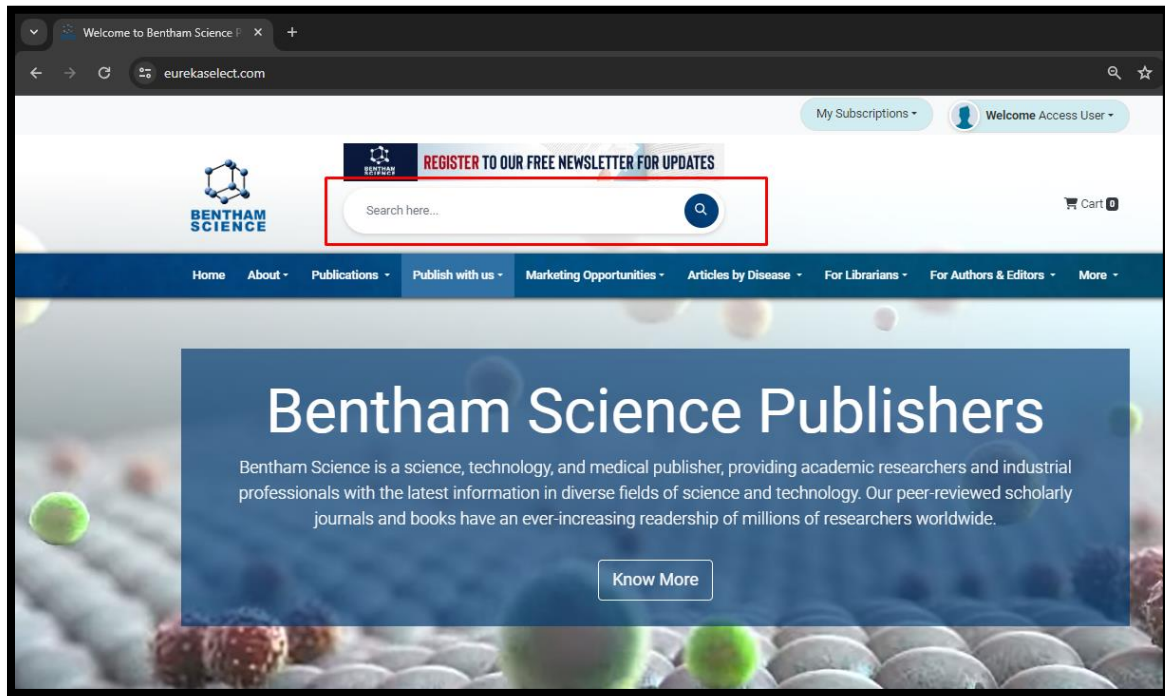


Fig. 4 Search Option - Subscribed Content

- The user can also use the **advanced filter** to conduct a thorough search for a chapter or an E-Book of interest. (As Shown In Fig.5)

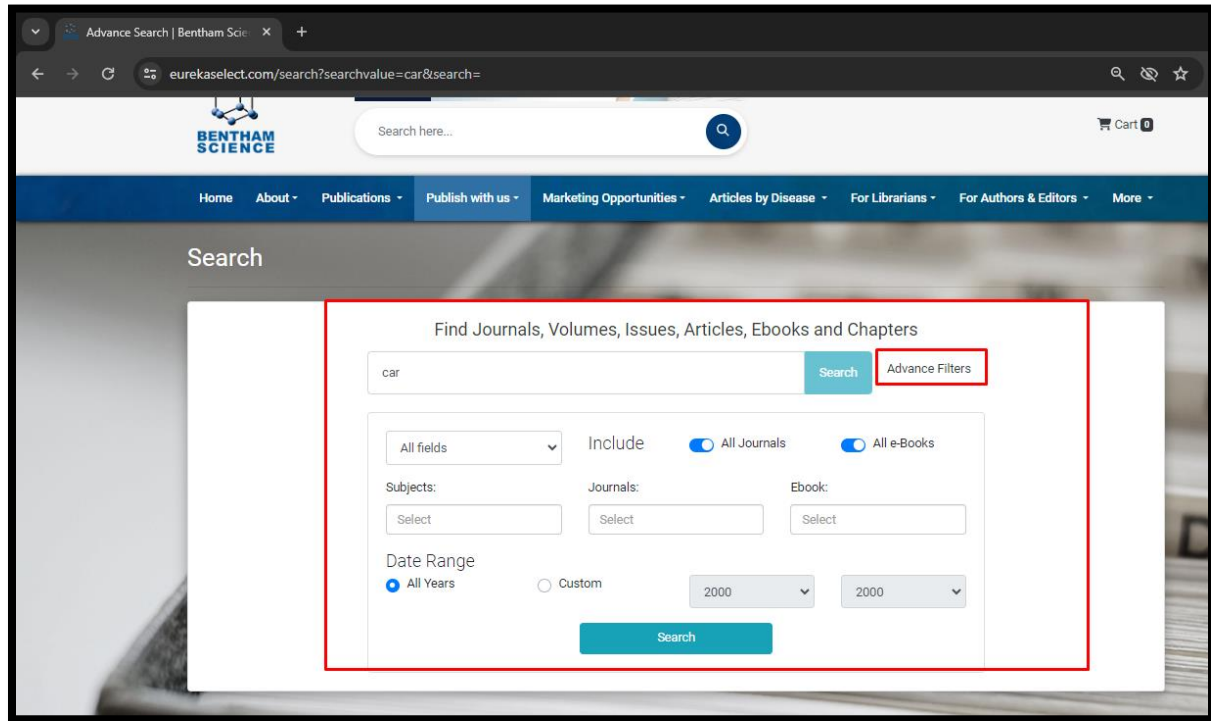



Fig. 4 Advance filter Search Option - Subscribed Content

### Step 3:

From the E-book page, the user can select the **chapter**

- Click on **E-Book** to view all the chapters in this category. (As shown in Fig 5)
- Click on a **chapter** to view Content.
- Click on **Download PDF FILE** to download the chapter's content. (As shown in Fig 6)



**Transformation of Nature: Impacts on Global Ecosystems and Life**  
 Author(s) : Hubert Engelbrecht  
 DOI: 10.2174/97816810860191170101  
 eISBN: 978-1-68108-601-9, 2017  
 ISBN: 978-1-68108-602-6

[Back](#) [Recommend this Book to your Library](#) [Cite as](#)

Order Printed Copy 119

Download Options Subscribed

Table of Contents

About Book

**Foreword**

Page: i-1 (1)  
 Author: Ernst Ulrich von Weizsacker  
 DOI: 10.2174/9781681086019117010001

f
%
in
<

[Download PDF File](#)


**Preface**

Page: ii-ii (1)  
 Author: Hubert Engelbrecht  
 DOI: 10.2174/9781681086019117010002

f
%
in
<

[Download PDF File](#)

**Related Books**



Famous Planet Earth Caves

[View More >>](#)

**Recommended Chapters**

**We recommend**

[Its Impacts on and Transformations of Ecosystems and Life](#)

[Tobacco control and the climate emergency](#)

Fig. 5 List of Chapters in E-Books-Subscribed Content

The image shows a screenshot of a document viewer interface with three article entries. Each entry includes a title, page range, author, DOI, social media icons, and two action buttons: 'View Abstract' and 'Download PDF File'. The 'Download PDF File' buttons are highlighted with a red rectangular box. A 'Subscribed' badge is visible in the top right corner of each article's header area.

**Ecosystem Transformations - Natural and Anthropogenic Forcings** Subscribed  
Page: 1-20 (20)  
Author: Hubert Engelbrecht  
DOI: 10.2174/9781681086019117010004  
[f] [X] [in] [←]  
[View Abstract](#) | [Download PDF File](#)

**The Anthropocene** Subscribed  
Page: 21-26 (6)  
Author: Hubert Engelbrecht  
DOI: 10.2174/9781681086019117010005  
[f] [X] [in] [←]  
[View Abstract](#) | [Download PDF File](#)

**The Industrialisation : Its Origination and Development** Subscribed  
Page: 27-35 (9)  
Author: Hubert Engelbrecht  
DOI: 10.2174/9781681086019117010006  
[f] [X] [in] [←]  
[View Abstract](#) | [Download PDF File](#)

Fig. 6 Click on the marked option to download -Subscribed Content.

## Step 4:

Once the user is on the E-book home page, the user can also download the whole E-Book in different formats. (As Shown In Fig. 7)



The screenshot displays the Bentham Science website interface. At the top, there is a navigation bar with "My Subscriptions" and "Welcome Access User". Below this is a search bar and a "REGISTER TO OUR FREE NEWSLETTER FOR UPDATES" banner. The main navigation menu includes "Home", "About", "Publications", "Publish with us", "Marketing Opportunities", "Articles by Disease", "For Librarians", "For Authors & Editors", and "More".

The featured book is "250 Years of Industrial Consumption and Transformation of Nature: Impacts on Global Ecosystems and Life" by Hubert Engelbrecht. The book cover shows a globe. The author's name, DOI (10.2174/97816810860191170101), eISBN (978-1-68108-601-9, 2017), and ISBN (978-1-68108-602-6) are listed. There are buttons for "Back", "Recommend this Book to your Library", and "Cite as".

On the right side, there is a "Book Web Price" section showing "US \$" and "Order Printed Copy" for \$119. Below this is a "Download Options" section with a "Subscribed" status. Three options are listed: "Download PDF File" (highlighted with a red box), "Download PRC File", and "Download ePub File".

Fig. 7 Click on the marked option to download -Subscribed Content.

## Please follow the given instructions to Access Bentham's Subscribed content: (OpenAthens)

As a user, you typically access OpenAthens through your institution's website or library portal. Here's a general guide on how to use OpenAthens as a user:

**Accessing Your Institution's Portal:** Open the web browser and navigate to the website i.e., [www.eurekaselect.com](http://www.eurekaselect.com).

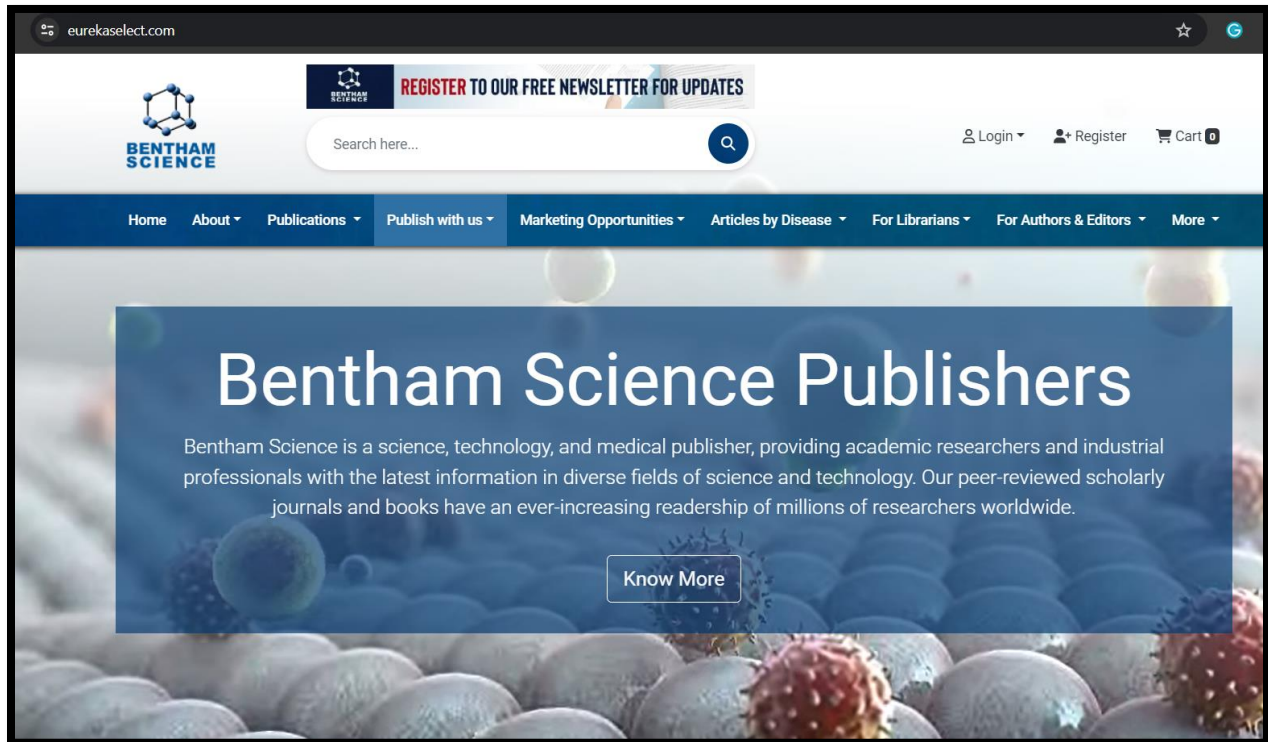


Fig. 1 eurekalect.com homepage

## Step 1:

Click on the Login button present on the upper right side. (As shown in Fig 2)

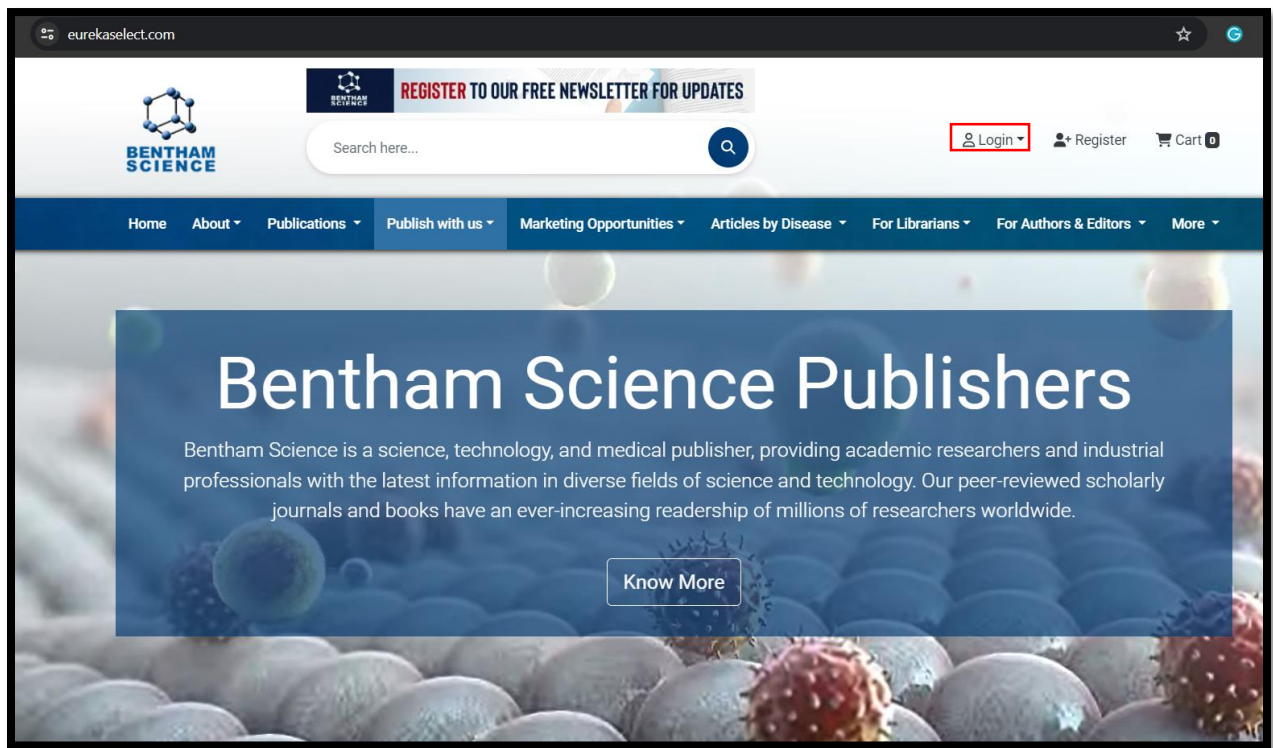


Fig. 2 Top Left Corner of eurekalect.com homepage

## Step 2:

Click on the **OpenAthens Login Button** from the drop-down menu. (As shown in Fig. 3)

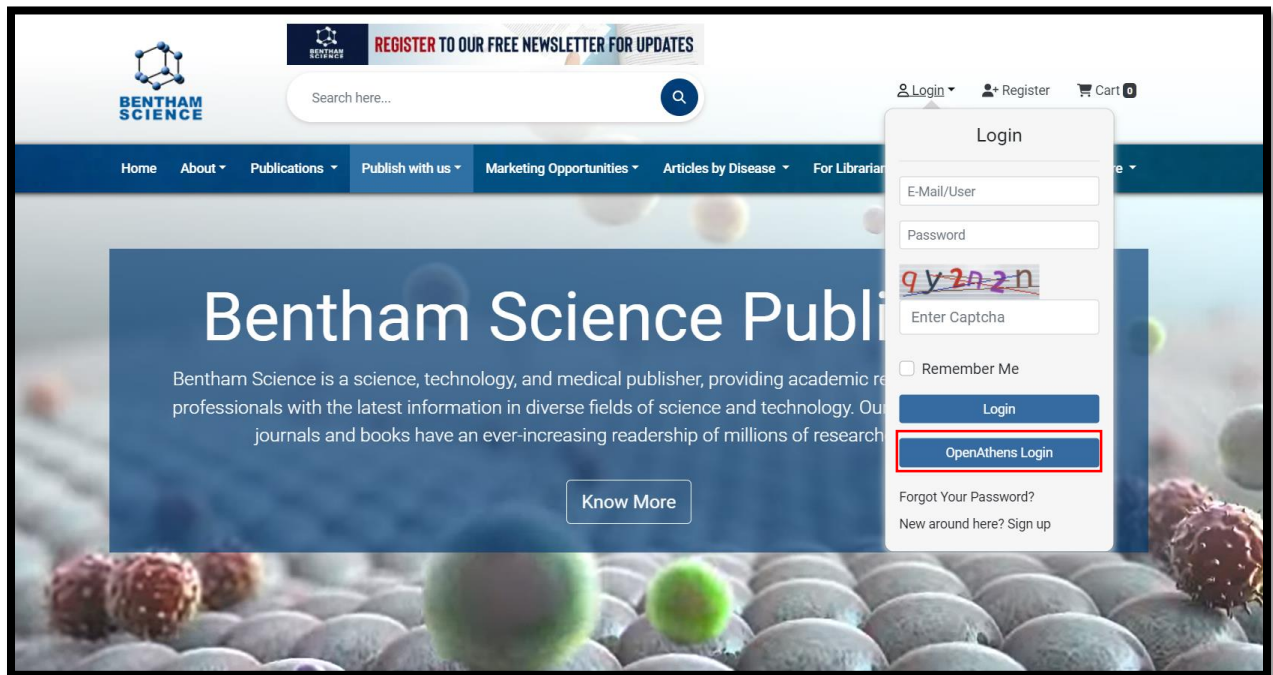


Fig. 3 The Open Athens Login Button from the drop down login menu.

### Step 3:

The user will be redirected to their **institution finding page**. Type your institution name or email and search it. (As shown in Fig. 4)

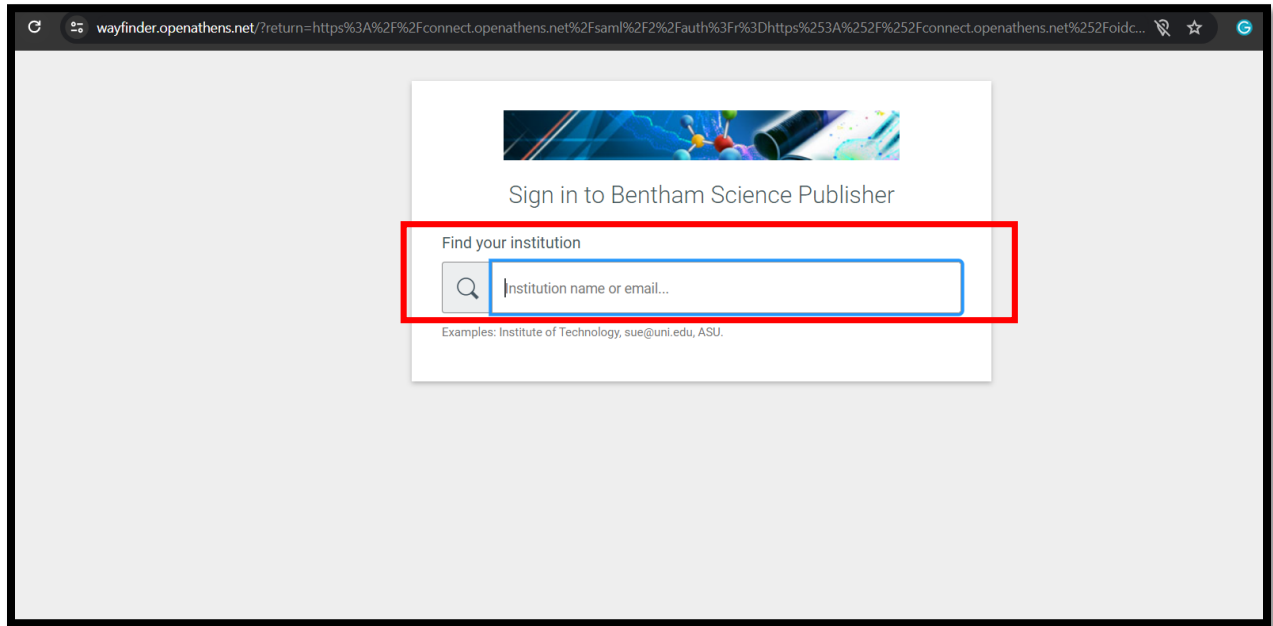


Fig. 4 Search the institution name or email.

You will observe a login form that belongs to your institution. (As shown in Fig 5)

NOTE: If you don't have access via OPENATHENS please email your scope and entity ID to the support team to register yourself in our record as OPENATHENS user.

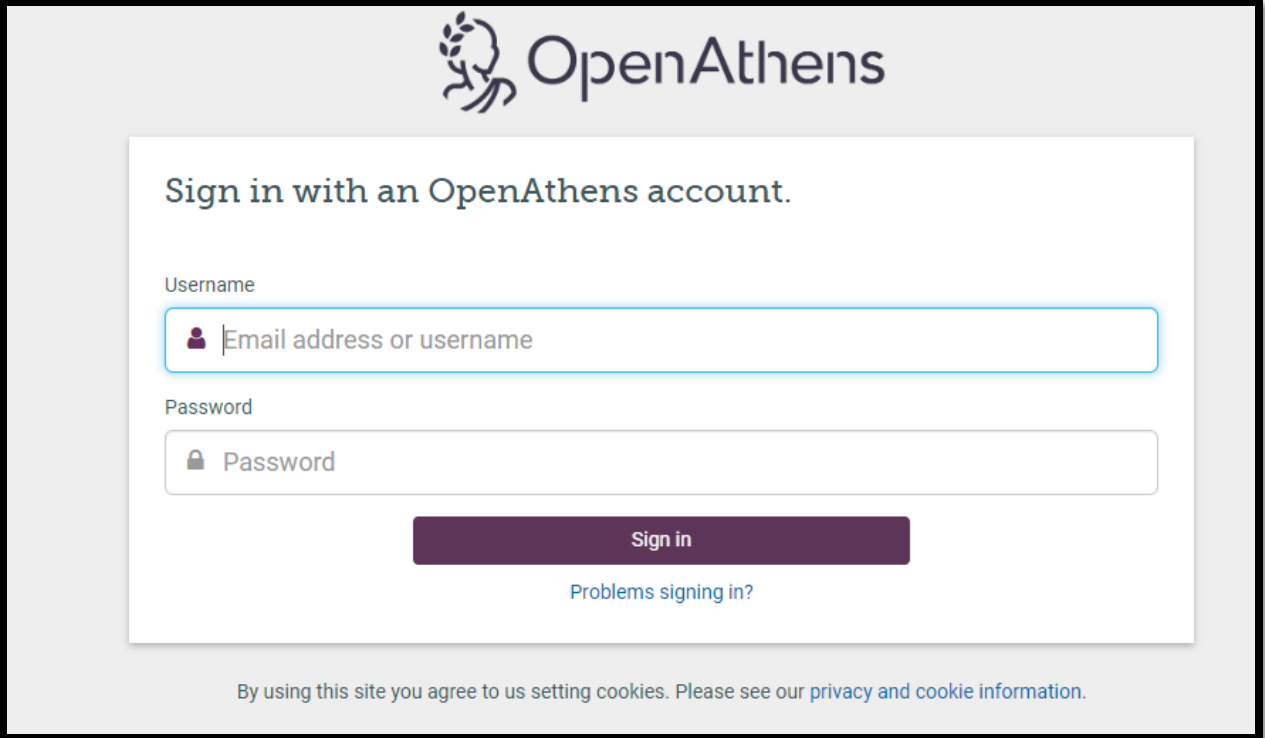
The image shows the OpenAthens sign-in interface. At the top center is the OpenAthens logo, which consists of a stylized figure holding a laurel wreath next to the text "OpenAthens". Below the logo is a white rectangular form with a light gray border. Inside the form, the heading "Sign in with an OpenAthens account." is displayed in a dark blue font. Underneath the heading are two input fields. The first is labeled "Username" and contains a small person icon followed by the placeholder text "Email address or username". The second is labeled "Password" and contains a small lock icon followed by the placeholder text "Password". Below these fields is a dark purple button with the text "Sign in" in white. Underneath the button is a blue link that says "Problems signing in?". At the bottom of the form, there is a line of small text: "By using this site you agree to us setting cookies. Please see our [privacy and cookie information.](#)".

Fig. 5 Sign in with an Open Athens account.

**Login Credentials:** After inserting all relevant information provided by the institution, click on Login to proceed.

**Accessing Resources via OpenAthens:** Click on the link or icon associated with the Bentham Science Publishers. This will often redirect the user to the website.

**Authentication with Open Athens:** When you try to access, you may encounter an authentication page from Open Athens. Here, you may need to re-enter your institution's login credentials or use a single sign-on (SSO) method if supported by your institution.

#### Step 4:

Click on My Subscribed Content option given on the top right side.

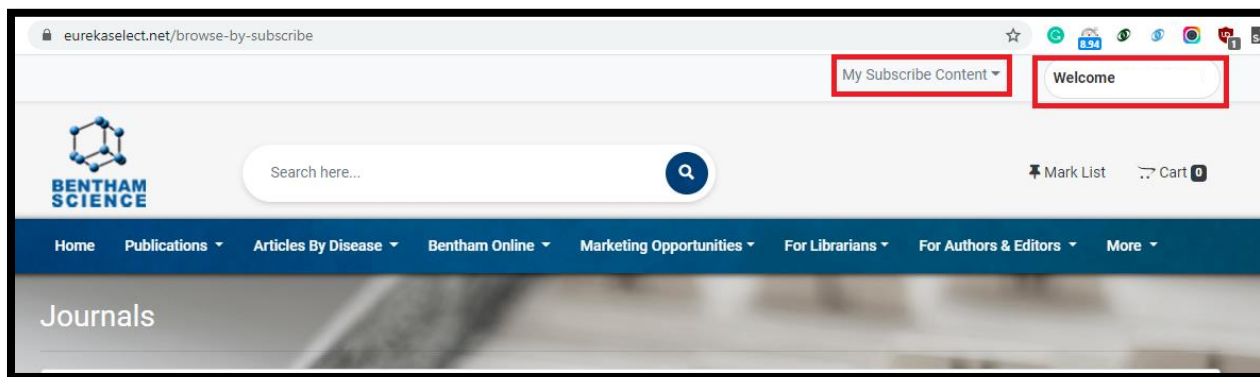


Fig. 6 Click the Subscribe option to Access Subscribed content.

### Step 5:

Click on your interest in content type, and the page will be redirected to the subscribed content list page.

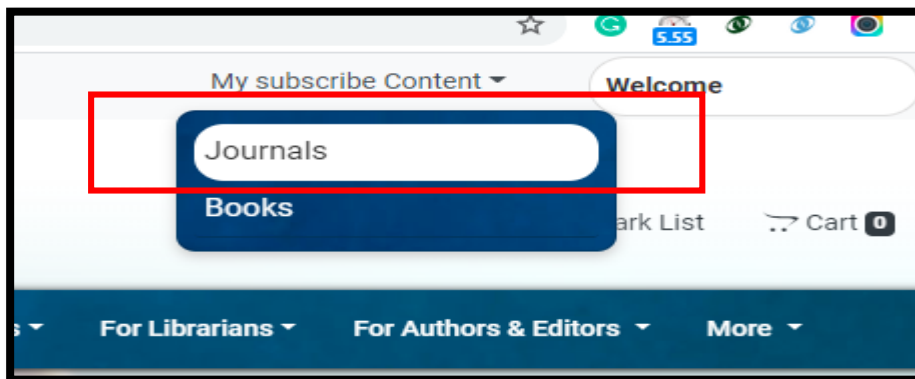


Fig. 7 Click to Access Subscribed Content.

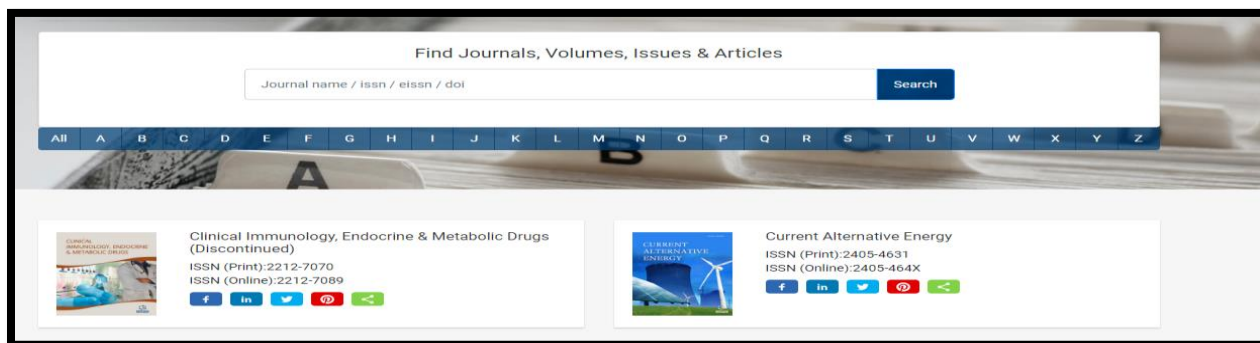


Fig. 8 My Subscription Page-Subscribed Content.

You can now browse, search, and utilize the content as needed.